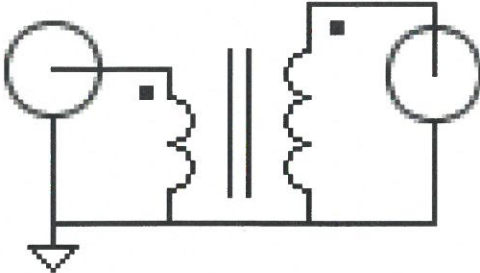




COAXIAL IMPEDANCE ADAPTERS - 50, 75, 90 OHM

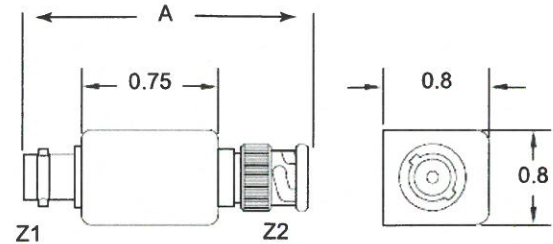
For interconnection of unbalanced circuits of different characteristic impedances with low insertion loss.

Simplified Schematic:



Case Styles:

Type JA, JB, JC, JD



Type	A (in.)	BNC	
		Z1	Z2
JA	1.7	F	F
JB	2.0	M	F
JC	2.3	M	M
JD	2.0	F	M

ORDERING INFORMATION:

Part #	50 ohm		75 ohm		90 ohm		Bandwidth (MHz)
	M	F	M	F	M	F	
0102-JA		•		•			0.05 - 300
0102-JB	•			•			
0102-JC	•		•				
0102-JD		•	•				
0114-JA		•		•			5 - 1000
0114-JB	•			•			
0114-JC	•		•				
0114-JD		•	•				
0201-JA		•				•	0.05 - 300
0201-JB	•					•	
0201-JC	•				•		
0201-JD		•			•		
1203-JA				•		•	0.2 - 300
1203-JB			•			•	
1203-JC			•		•		
1203-JD				•	•		

 **North Hills**™ Signal Processing Corp.

6851 Jericho Turnpike
Syosset, NY 11791

Phone: 516-682-7700
Fax: 516-682-7704

A Leading Provider of Measurement and Connectivity Solutions
www.northhills-sp.com

COAXIAL IMPEDANCE ADAPTERS-50, 75, 90 OHM

For interconnection of unbalanced circuits of different characteristic impedances with low insertion loss.

Line of standard models with combinations of type BNC male and female connectors match 50:75, 50:90, and 75:90 ohm circuits. Other connector types are available on special order.

Adapters transfer power bi-directionally and are matched in both directions. Bandwidths shown correspond to low end -3 dB maximum cut-off frequency, and high-end frequency at which the return loss is better than 19 dB.



North Hills Model # 0102JA Coaxial Impedance Adapter.

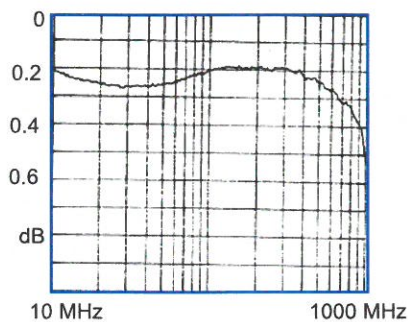
Features:

- Wide range of connector combinations
- Matched connectors

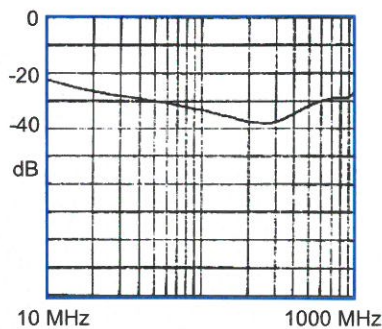
Benefits:

- Ideal for cable testing
- Wide bandwidths

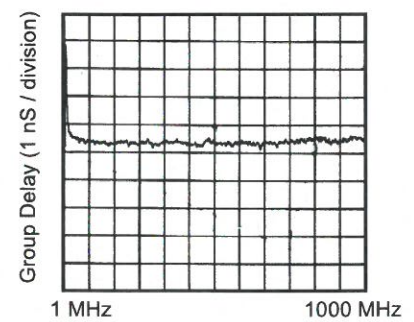
Typical Characteristics (Model 0114JA):



Transmission Loss
10 MHz - 1000 MHz



Return Loss
10 MHz - 1000 MHz



Group Delay
1 MHz - 1000 MHz