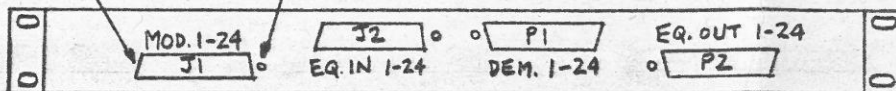
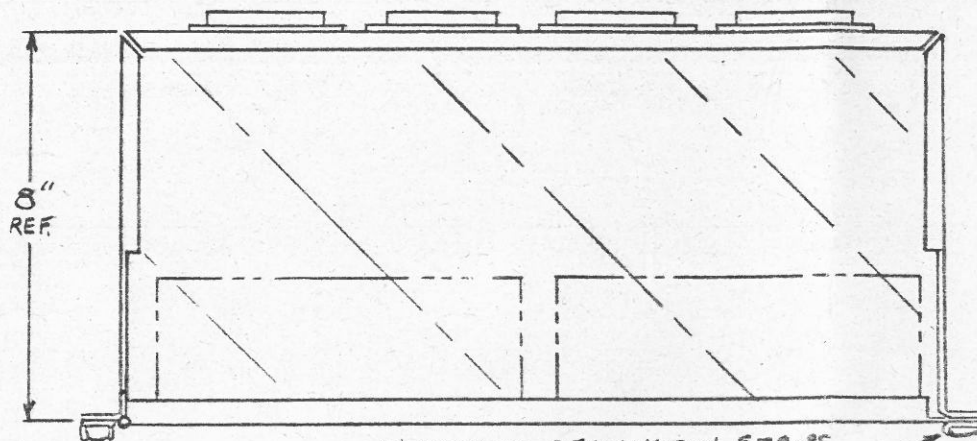


(4) 50-PIN AMP "CHAMP" CONN.  
SEE NOTES.

(4) 4-40 THREADS THRU



REAR VIEW (ROTATED)

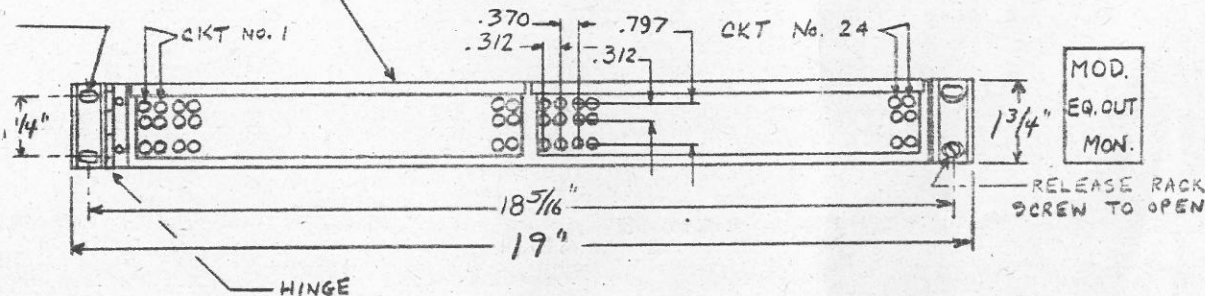


(2) VERTICAL DESIGNATION STRIPS  
CARDS & WINDOWS INCLUDED

(2) HORIZONTAL DESIGNATION STRIPS  
CARDS & WINDOWS INCLUDED

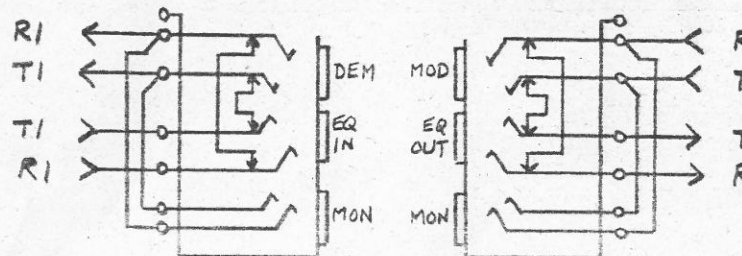
(4) SLOTS  
1/4" X 7/16"

DEM.  
EQ. IN  
MON.



No.	DATE	REVISIONS
1	12/3/86	CHASSIS MAT'L ADDED; DIM. CONVERTED TO FRACTIONS; RETAINER CLIPS DELETED; BOTTOM COVER ADDED; HARDWARE ADDED

CONNECTION TABLE					
TO PLUG	CONN.	PIN	TO REC.	CONN.	PIN
CKT 1	DEM.	T1 26	CKT 1	MOD.	T 26
		R1 1			R 1
REPEATED			REPEATED		
CKT 24	DEM.	T1 49	CKT 24	MOD.	T 49
		R1 24			R 24
CKT 1	EQ. OUT	T 26	CKT 1	EQ. IN	T1 26
		R 1			R1 1
REPEATED			REPEATED		
CKT 24	EQ. OUT	T 49	CKT 24	EQ. IN	T1 49
		R 24			R1 24



REF. SCHEMATIC - TYP. OF 1 CKT

PROPRIETARY ITEM

This document contains proprietary information, and may not be reproduced for any purpose whatsoever without the express written consent of ITI Electronics, Inc.

NOTES:

1. CHASSIS .063 STEEL; FIN. DICHROMATE.
2. DUST COVERS ATTACHED TO EACH CONNECTOR BEFORE SHIPMENT
3. PLASTIC BOTTOM COVER INCLUDED.
4. FOUR No. 12-24 MS AND NUTS FURNISHED FOR INSTALLATION.

**ITI Electronics, Inc., FAIRFIELD, NJ 07007-1446**

TITLE **TLC3424**  
**BANTAM CONNECTORIZED JACKFIELD**  
**4-WIRE/24 CIRCUITS WITH MONITOR POS.**

MATERIAL		FINISH	
DRAWN BY <b>FB</b>	DATE <b>11/20/84</b>	DRAWING NO.	ISSUE
CHKD. BY <b>J.L.C.</b>	DATE <b>11/27/84</b>		
APPD. BY <b>FB</b>	DATE <b>12/3/86</b>		